

Bảng thông số sản phẩm

Thông số kỹ thuật



interface plug in relay, Harmony Electromechanical Relays, 5A, 2CO, with LED, lockable test but to n, 120V AC

RXG22F7

Main

Range of product	Harmony Electromechanical Relays
Series name	Interface relay
product or component type	Plug-in relay
Device short name	RXG
Contacts type and composition	2 C/O
[I _{th}] conventional enclosed thermal current	5 A at -40...55 °C
local signalling	Flag

Complementary

Status LED	With
[I _e] rated operational current	5 A at 30 V (DC) conforming to UL 5 A at 30 V (DC) conforming to IEC 5 A at 250 V (AC) conforming to IEC 5 A at 250 V (AC) conforming to UL
Electrical durability	100000 cycles for NO resistive load at 55 °C 100000 cycles for NC resistive load at 55 °C
Coil resistance	6300 Ohm +/- 10 %
Shock resistance	20 gn in operation 100 gn not in operation
Mounting position	Any position
Average consumption in VA	0.82 VA 60 Hz
Control circuit voltage limits	0.8...1.1 U _c AC
[U _c] control circuit voltage	120 V AC 50/60 Hz
Colour of cover	Standard
Drop-out voltage threshold	>= 0.3 U _c AC
Load current	5 A at 250 V AC
Minimum switching capacity	50 mW at 10 mA, 5 V DC
Maximum switching capacity	1250 VA
Control type	Lockable test button
Torque value	0.8 N.m
Contact resistance	100 mOhm
Insulation resistance	1000 MOhm at 500 V DC
Electrical insulation class	Class F

Mechanical durability	10000000 cycles
Safety reliability data	B10d = 100000
Operating time	20 ms
Reset time	20 ms
Overvoltage category	III
Maximum switching voltage	250 V AC 30 V DC
Protection category	RT I
Operating rate	<= 1800 cycles/hour under load <= 18000 cycles/hour no-load
Pollution degree	2
Utilisation coefficient	20 %
[UI] rated insulation voltage	250 V conforming to IEC 300 V conforming to CSA 300 V conforming to UL
Dielectric strength	1000 V AC between contacts with micro disconnection 5000 V AC between coil and contact with reinforced insulation 3000 V AC between poles with basic insulation
Test levels	Level A group mounting
device presentation	Complete product
Contacts material	Silver alloy (AgSnO2In2O3)
net weight	0.02 kg

Environment

Standards	CSA C22.2 No 14 UL 508 IEC 61810-1
Product certifications	EAC CSA CE UL DNV-GL
Ambient air temperature for storage	-40...85 °C
Ambient air temperature for operation	-40...70 °C
IP degree of protection	IP40
Relative humidity	10...85 %
Vibration resistance	3 gn, amplitude = +/- 0.75 mm (f = 10...150 Hz) in operation 5 gn, amplitude = +/- 0.75 mm (f = 10...150 Hz) not in operation

Packing Units

Unit Type of Package 1	PCE
Number of Units in Package 1	1
Package 1 Height	3.45 cm
Package 1 Width	9.25 cm
Package 1 Length	8.6 cm
Package 1 Weight	220 g
Unit Type of Package 2	BB1

Number of Units in Package 2	10
Package 2 Height	3.5 cm
Package 2 Width	8.5 cm
Package 2 Length	9.2 cm
Package 2 Weight	242 g
Unit Type of Package 3	S01
Number of Units in Package 3	200
Package 3 Height	15 cm
Package 3 Width	15 cm
Package 3 Length	40 cm
Package 3 Weight	5.07 kg

Bền vững

Nhãn **Green Premium™** là cam kết của Schneider Electric trong việc cung cấp sản phẩm với hiệu suất môi trường tốt nhất. Green Premium cam kết tuân thủ các quy định mới nhất, minh bạch về tác động môi trường, cũng như các sản phẩm tuần hoàn và CO₂ thấp.

Hướng dẫn đánh giá tính bền vững của sản phẩm là tài liệu kỹ thuật phổ thông giúp làm rõ các tiêu chuẩn nhãn sinh thái toàn cầu và cách diễn giải việc khai báo môi trường.

[Tìm hiểu thêm về Green Premium >](#)

[Hướng dẫn đánh giá về sự bền vững của sản phẩm >](#)



Minh bạch **RoHS/REACH**

Hiệu suất sức khỏe

Reach Free Of Svhc

Toxic Heavy Metal Free

Mercury Free

Rohs Exemption Information Yes

Chứng nhận & Tiêu chuẩn

Reach Regulation

[REACH Declaration](#)

Eu Rohs Directive

Pro-active compliance (Product out of EU RoHS legal scope)

[EU RoHS Declaration](#)

China Rohs Regulation

[China RoHS declaration](#)

Environmental Disclosure

[Product Environmental Profile](#)

Circularity Profile

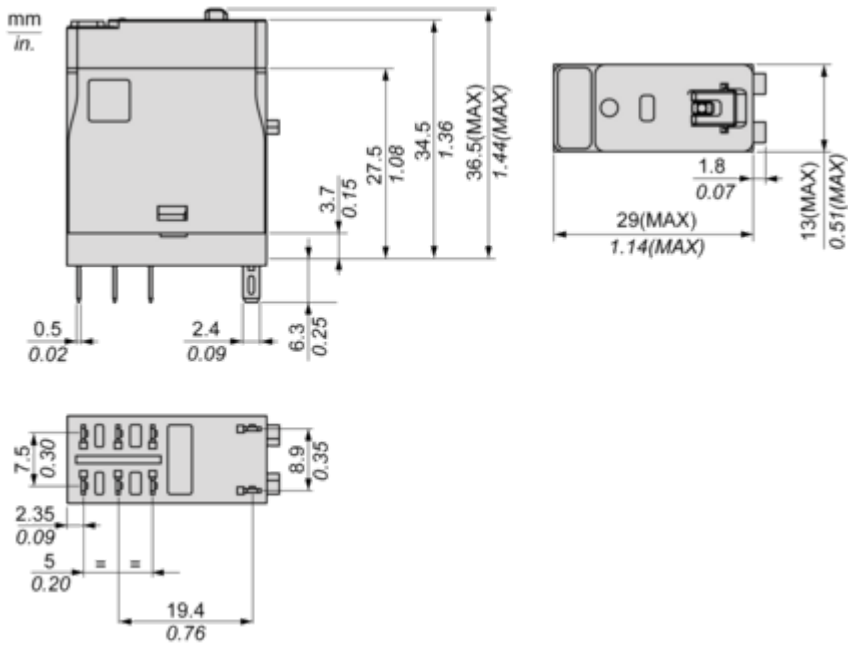
No need of specific recycling operations

Bảng thông số sản phẩm

RXG22F7

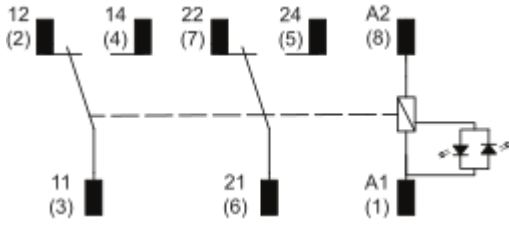
Dimensions Drawings

Dimensions



Connections and Schema

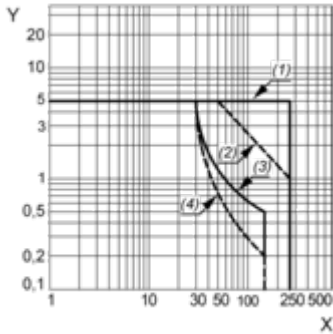
Wiring Diagram



Performance Curves

Performance Curves

Maximum Switching Capacity



X : Switching voltage (V)

Y : Switching current (A)

(1) AC Resistive Load

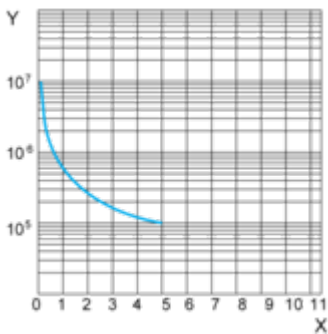
(2) AC Inductive Load $\cos(\phi)=0.4$

(3) DC Resistive Load

(4) DC Inductive Load (L/R=7ms)

Life Expectancy

Resistive Load

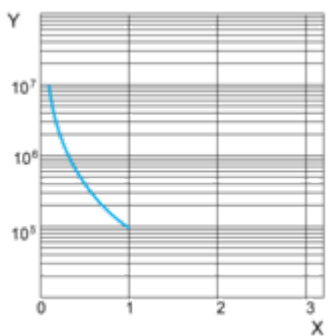


X : Contact Current (A)

Y : Operating Cycle Number

Life Expectancy

Inductive Load



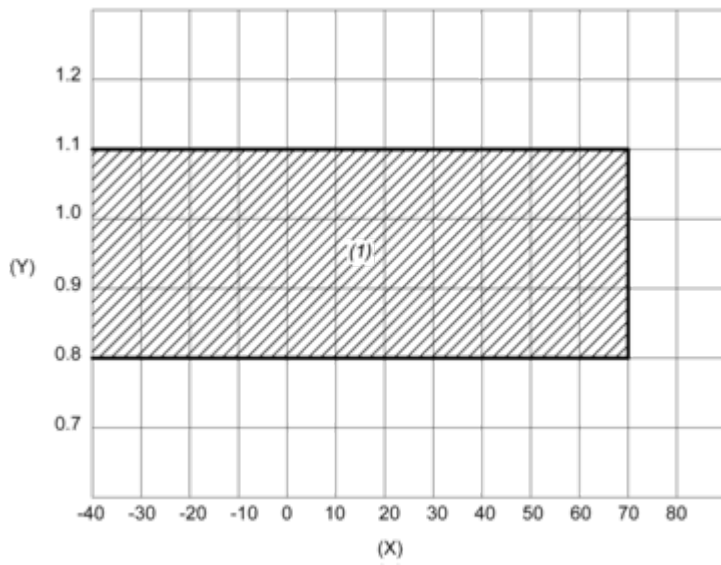
X : Contact Current (A)

Y : Operating Cycle Number

NOTE: These are typical curves, actual durability depends on load, environment, duty cycle, etc.

Coil Operating Range

AC Coil Operating Range VS Ambient Temperature



X : Ambient temperature (°C)

Y : Coil voltage (U/U_c)

(1) Permitted operating range area